

Small wind turbine grid-connected power system includes small wind turbine, dump load, grid-connected inverter, meter and power switchboard. When wind speed reaches the cut-in speed, the AC power from the wind turbine will be fed in the utility grid after rectifying and inverting. If the wind speed is too large, part of the dump load will be connected to the wind turbine to keep the constant power to feed in the utility grid.

- ◆ DSP controller
- ◆ Mitsubishi IPM Module inside
- ◆ Multi wind turbines can be connected
- ◆ MPPT (Maximum Power Point Tracking) technology
- ◆ High efficiency up to 95%
- ◆ Perfect protect functions include anti-islanding
- ◆ In accordance with IEEE929-2000,UL1741
- ◆ AC to dc rectifier circuit inside
- ◆ A LCD display for monitoring all system information
- ◆ Can set the operation parameters via LCD and keys
- ◆ Boost circuit provide wide AC input range
- ◆ CE Certificate



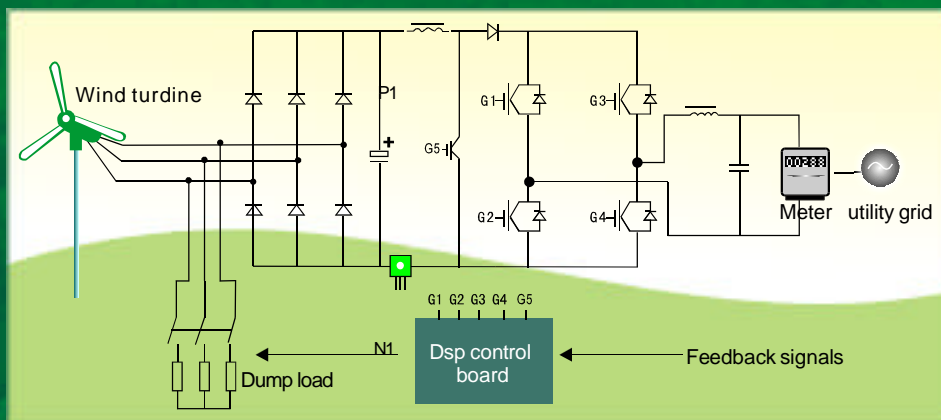
WG1K5TL

Small Wind Turbine Grid-connected Inverter

T echnical parameters

Rated inverter output power (KW)	1.5
Continuous over loading capacity	110%
Short time over loading capacity	150%, 10 seconds
Recommended rated wind turbine power (KW)	<1
Wind turbine output AC voltage range (VAC)	50~280
Inverter DC voltage Range (Vdc)	70~400V
Operating range utility voltage (VAC)	180~260(single phase can be set)
Operating range utility frequency	47 ~ 51.5, 57~61.5(can be set)
Protection function	Dump load protection, Grid voltage and frequency abnormal protection, Wind turbine voltage abnormal protection, Utility grid islanding protection, Overload protection, Over heat protection
Size (W x H x D mm)	288 x 505 x 126
Weight(kg)	11.5

Small wind turbine grid-connected power system includes small wind turbine, dump load, grid-connected inverter, meter and power switchboard. When wind speed reaches the cut-in speed, the AC power from the wind turbine will be fed in the utility grid after rectifying and inverting. If the wind speed is too large, part of the dump load will be connected to the wind turbine to keep the constant power to feed in the utility grid.



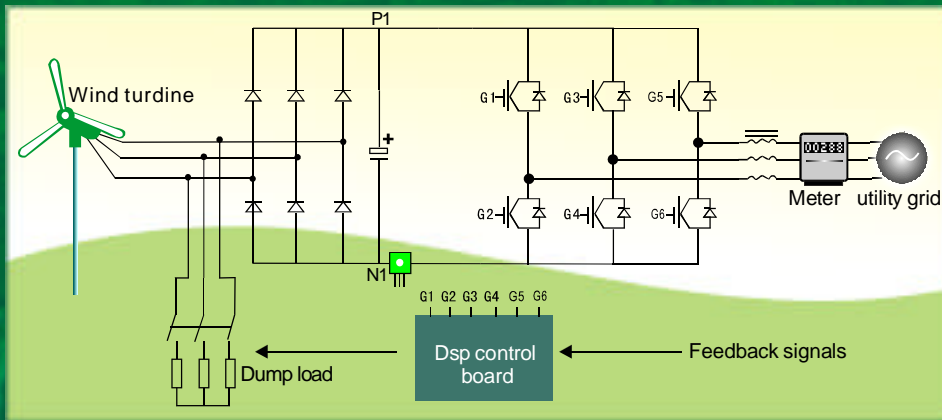
WG3K/5K/6K

Small Wind Turbine Grid-connected Inverter

Technical parameters

Model	WG3K	WG5K	WG6K
Rated inverter output power (KW)	3	5	6
Continuous over loading capacity	110%		
Short time over loading capacity	150%,10 seconds		
Recommended rated wind turbine power (KW)	<2	<3	<4
Wind turbine output AC voltage range (VAC)	160~280		210~280
Inverter DC voltage Range (Vdc)	230~400V		300~800V
Operating range utility voltage (VAC)	180~260(single phase can be set)		
Operating range utility frequency(Hz)	47~51.5、 57~61.5 (can be set)		
Protection function	Dump load protection, Grid voltage and frequency abnormal protection, Wind turbine voltage abnormal protection, Utility grid islanding protection, Over load protection ,Over heat protection		
Size (Wx Hx D mm)	490 x385x177	380x517x272	350x 569 x 243
Weight(kg)	44	53	57

Small wind turbine grid-connected power system includes small wind turbine, dump load, grid-connected inverter, meter and power switchboard. When wind speed reaches the cut-in speed, the AC power from the wind turbine will be fed in the utility grid after rectifying and inverting. If the wind speed is too large, part of the dump load will be connected to the wind turbine to keep the constant power to feed in the utility grid.



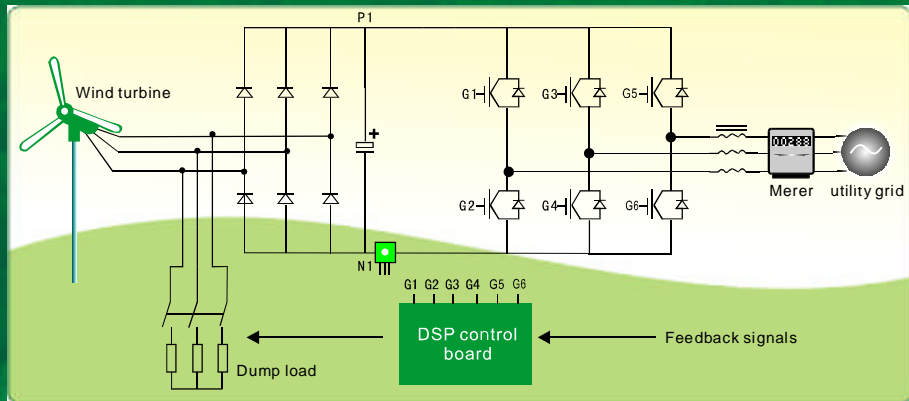
WG10K3/20K3/30K3

Small Wind Turbine Grid-connected Inverter

T echnical parameters

Model	WG10K3	WG20K3	WG30 K3
Rated inverter output power (KW)	10	20	30
Continuous over loading capacity	110%		
Short time over loading capacity	150%,10 seconds		
Recommended rated wind turbine power (KW)	<7.5	<15	<20
Wind turbine output AC voltage range (VAC)	180~570		
Inverter DC voltage Range (VDC)	250~800V		
Operating range utility voltage (VAC)	310~450(three phase can be set)		
Operating range utility frequency(Hz)	47~51.5, 57~61.5 (can be set)		
Protection function	Dump load protection, Grid voltage and frequency abnormal protection, Wind turbine voltage abnormal protection, Utility grid islanding protection, Over load protection ,Over heat protection		
Size (W x H x D mm)	800 x 600x1200	800 x 600x1800	
Weight(kg)	180	300	400

Small wind turbine grid-connected power system includes small wind turbine, dump load, grid-connected inverter, meter and power switchboard. When wind speed reaches the cut-in speed, the AC power from the wind turbine will be fed in the utility grid after rectifying and inverting. If the wind speed is too large, part of the dump load will be connected to the wind turbine to keep the constant power to feed in the utility grid.



WG50K3/100K3

Small Wind Turbine Grid-connected Inverter

Technical parameters

Model	WG50K3	WG100K3
Rated inverter output power (KW)	50	100
Continuous over loading capacity	110%	
Short time over loading capacity	150%,1minute	
Recommended rated wind turbine power (KW)	<30	<50
Wind turbine output AC voltage range (V _{ac})	320~570	
Inverter DC voltage Range (V _{dc})	450~800V	
Operating range utility voltage (V _{ac})	310~450(three phase can be set)	
Operating range utility frequency(Hz)	47~51.5, 57~61.5 (can be set)	
Protection function	Dump load protection, Grid voltage and frequency abnormal protection, Wind turbine voltage abnormal protection, Utility grid islanding protection, Over load protection ,Over heat protection	
Size (W x H x D mm)	800 x 600x1800	800 x 600x2200
Weight(kg)	700	850